



CAMERA ASSISTANT


SURGIASSIST CAMERA HOLDER



1. Table Bar attachment




2. Main Assembly




3. Cradle Direction



4. Position Camera Cradle at patient midline



5. Adjust Tension

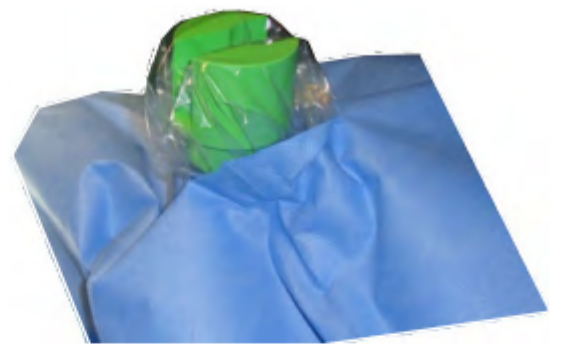


6. Extend Length



Wrap over
and under

7. Sterile Plastic

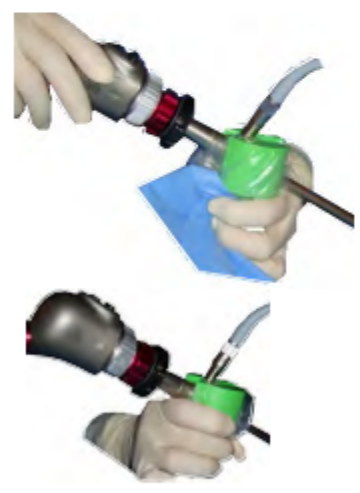


Cut hole in sterile drape to
expose Camera Cradle

8. Sterile Drape



9. Place Camera in Cradle



Two
hands

One
hand

10. Camera Movements



11. Keep Upright